



2020 Annual Report



ResourceWest is a non-profit community agency that serves low-income families and individuals living in the west metro community. We help people become more connected, more resourceful, and more hopeful about their future. From crisis, to action, to hope: the services of ResourceWest stabilize families and ultimately help build healthier communities one neighbor at a time.

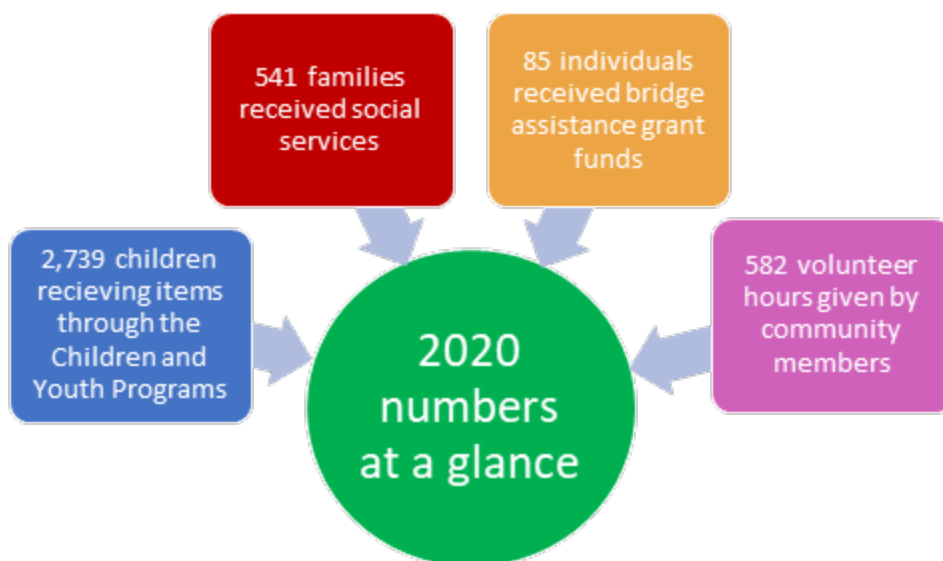
ResourceWest assists families by addressing immediate needs and working toward long-term stability and self-sufficiency. We build a healthier and stronger local community both through direct services and a vast array of collaborations.

Mission: ResourceWest supports individuals and families in the West Metro through collaborative programs and connections to resources as they move toward greater stability

Adjusting to the Pandemic:

The COVID 19 pandemic has shown the importance of ResourceWest's engagement with the communities we serve. There has been a 15% increase in new community members reaching out for help from ResourceWest in the wake of Covid 19. There has been an increase in the number of families referred to us from schools, with many needing financial support to help with the Internet connectivity necessary for their children's remote learning. Additionally, we are seeing an increase in the number of individuals and households who need financial assistance and/or are struggling to navigate issues related to unemployment insurance.

Rita, a client of ResourceWest, shows our impact: *Rita is a single mom who had two part-time jobs at the beginning of the pandemic, which allowed her to keep her family stable. Early in 2020, she had to quit one of her jobs to stay home with her children. Her kids bounced around between family members' houses while she worked her remaining job, and they were not always able to attend virtual school. With in-person classes resuming, she can now begin to look for a second job. Rita is glad that her kids are back in school, but she has fallen behind on bills, including rent, and the kids struggle to play "catch up" at school.* Rita and our social worker are working together, one step at a time, to "catch up." It will be a slow process, but both are hopeful that Rita and her kids will get to a more stable place. Rita is doing work that is hard but also empowering. There is consensus that the "rate of return" to pre-pandemic stability will be longer for many economically challenged individuals than it will be for those in higher income brackets. ResourceWest resolves to walk with our clients towards stability now and in the future.



Social Service Programs

Case Management

Case managers support community members as they work toward greater stability.

Emergency Bridge Assistance

ResourceWest provides one-time emergency grants related to transportation challenges, childcare assistance and employment.

Information and Referral Service

Staff answers questions and offers referrals to other agencies that assist with food, clothing, housing, healthcare, etc.

Children and Youth Programs

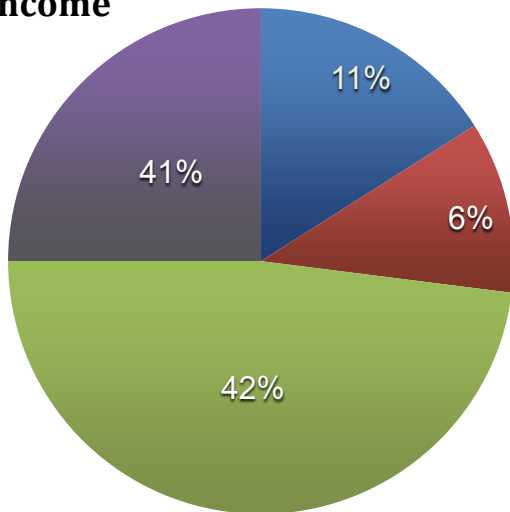
ResourceWest provides school supplies, winter gear and gifts for the holidays for families attending Hopkins and Minnetonka Schools.

Collaborative Programs

ResourceWest hosts several outside agencies onsite in recognition of the challenge of limited and costly public transportation in the western suburbs

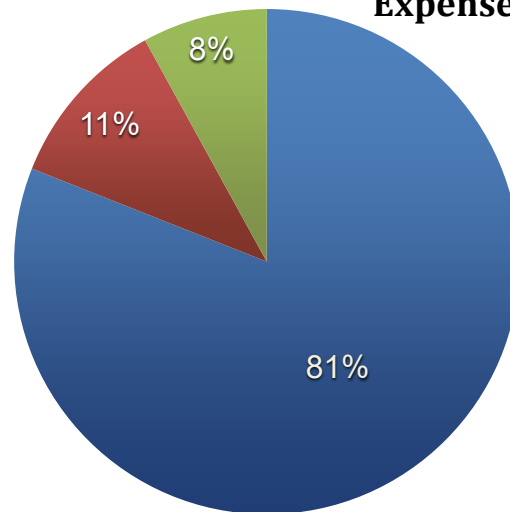
FINANCES:

Income



■ Fundraising Events ■ Government Funding
■ Community Giving ■ Inkind Contributions

Expenses



■ Program Service Expenses
■ Management and General Expenses
■ Fundraising Expenses

STAFF

Yasmin Aden, Case Manager

yasmin@resourcewest.org

Kirsten Anderson, Licensed Social Worker

kirsten@resourcewest.org

Karin Cotter, Office Administrator

karin@resourcewest.org

Trace Stanton, Program and
Community Engagement Coordinator

tracie@resourcewest.org

Tarrah Palm, Executive Director

tarrah@resourcewest.org

Matilda Zoker, Vista Tenant Organizer

matilda@resourcewest.org

BOARD OF DIRECTORS

Amy Saldanha *President*

Dan O'Reilly, *Vice President*

Calli Seeman, *Treasurer*

Jason Allerding,, *Director*

Sara Chovan, *Director*

Alyssa Hirschfeld, *Director*

Ashley Gotreau, *Director*

Jane Kuhn, *Director*

Shannon Andreson, *Director*



MESSAGE FROM THE EXECUTIVE DIRECTOR

I am profoundly impacted by the people I meet every day. The participants are working through such complexity, the resilience required is so important. As a community resource, we are committed to welcoming and coming alongside all people.

The donors and volunteers give of their resources so generously. ResourceWest has been locally supported for 28 years – our partnerships with individuals, businesses, faith communities, the Hopkins and Minnetonka Schools, partnering organizations – only increases our capacity to reach the needs of the entire community.

The staff's knowledge and empathy is critical to supporting participants as they put one foot in front of another. It is critical, to continually learn together, because with learning, comes understanding, which leads to greater compassion.

All together, we are a community – working towards the best life we can.

-Tarrah Palm
Executive Director, ResourceWest

ResourceWest

Statement of Financial Position

As of June 30, 2020

	Total	
	June 30, 2020	June 30, 2019
ASSETS		
Cash	\$ 296,355	\$ 254,001
Other Current Assets	\$ 1,492	\$ 1,299
Total Current Assets	\$ 298,764	\$255,300
LIABILITIES		
Accounts Payable	150	1,758
Deferred Revenue	0	33,334
Other Liabilities	731	690
Accrued Expenses	3,536	2,169
Total Liabilities	\$ 56,233	\$ 43,272
Total Equity	\$ 242,531	\$ 213,404
TOTAL LIABILITIES AND EQUITY	\$ 298,764	\$ 256,676



1011 1st Street South
Hopkins, MN 55343
952-933-3860

Office Hours: Mon-Fri 10:00am-2:00pm

ResourceWest

Budget vs. Actuals: FY 19 – FY 20 P&L

As of June 30, 2020

	YTD	Prior Year YTD
	Actual	Actual
REVENUE		
Public Support		
Employee Give Campaigns	0	7,480
Civic	9,592	13,872
Individuals	100,835	103,178
Businesses	21,131	16,375
Church Community	16,113	12,082
Grants - Private	71,334	26,833
Grants - City, State & School	43,678	52,408
Miscellaneous Revenue	0	145
Interest Income	1,247	733
Annual Fundraiser	49,357	51,600
Empty Bowls	27,753	31,700
Total Revenue	348,606	318,113
EXPENDITURES		
Total Payroll, Taxes and Benefits	223,825	218,654
Total Contract Services	14,199	16,388
Other operating expenses	27,088	28,006
Supplies - Program	3,216	3,747
Emergency Supplies	29,925	15,744
Total ISD #270 Expenses	4,726	7,375
Total Expenditures	302,979	289,917
NET OPERATING REVENUE	45,638	28,195